

# Loteria Workshop

Loteria Workshop is a great way to bring **Mexican art** and **gaming tradition** to your computer!

## The Loteria game of chance - background

Loteria is something like Bingo, using pictures instead of numbers. But Loteria is much more than that. The **beautiful artwork** associated with Loteria has long captivated consumers from all nationalities and walks of life.

Some say that the Loteria artwork has truly captured the joy, as well as the sadness, of the Mexican history. Loteria images may be used anywhere from tapestries to blankets, to wall hangings and artwork. You are limited only by your imagination. There are Loteria contests and tournaments. Loteria devotees recite poems created for the game, and talented artists create new card images.

King Charles III of Spain established *la loteria nacional* in 1769. The contest quickly spread across the Atlantic and profits from the national pastime helped to fund schools and hospitals.

Loteria Workshop lets you create and print your own traditional Mexican Loteria game, and Bingo too!

Loteria Workshop will let you print more than 500 unique playing boards, or you can use the software to make your own **custom playing boards** and **print the Loteria cards**.

There are 54 traditional Loteria images included with the software. You can **edit the images** too, even using the special **filters and effects, text and borders**.

Loteria Workshop is perfect for bringing some Mexican culture into a classroom setting, or any kind of group meeting. It's **entertaining** and **educational** too. You can create and play this game which has been popular in Mexico for over 200 years!

Bingo is also included in Loteria Workshop. Put a new twist on the fun, and play Loteria too!

## Differences between Bingo and Loteria

In Bingo, a number/letter is randomly drawn, usually from a rotating drum. But in Loteria, a card with a colorful image is drawn from a special deck.

The board (or tabla in Spanish) is decorated with a random pattern of the images found on the cards. The announcer recites a short poem or familiar phrase which hints of the image on the card. Many times this event becomes quite colorful, as the announcer improvises using satire, witty sayings, or referring to current events. In this respect, the game can even become a social commentary.

Loteria Workshop presents a wonderful opportunity to **share in the Mexican culture and tradition**. More than a game, Loteria is a form of art. Now you can get create your own Loteria games with Loteria Workshop!

## **Bingo Rules**

Players usually buy cards with numbers on them in a 5 x 5 grid corresponding to the five letters in the word B-I-N-G-O. Numbers (for example B-12 or I-28 are then drawn at random. There are 75 numbers in American Bingo, and 90 in British and Australian Bingo.

When a letter/number combination is called, players put a token on the corresponding square. Drawing continues until one player completes a BINGO pattern. The winning patterns are five in a row (a vertical, horizontal or diagonal row on one of their cards). Sometimes a "coverall" is announced. Then the first player to cover all the the squares on his card wins.

A player shouts "BINGO" when he thinks he has a winning card. Then he reads back the squares (for example N-32) and the announcer verifies the win.

In American Bingo, the numbers in the B column are between 1 and 15, in the I column between 16 and 30, in the N column (containing four numbers and the free space) between 31 and 45, in the G column between 46 and 60, and in the O column between 61 and 75.

## **Loteria Rules**

### **Making Loteria Cards**

### **Adding Text**

### **Adding Borders**

### **Resizing Images**

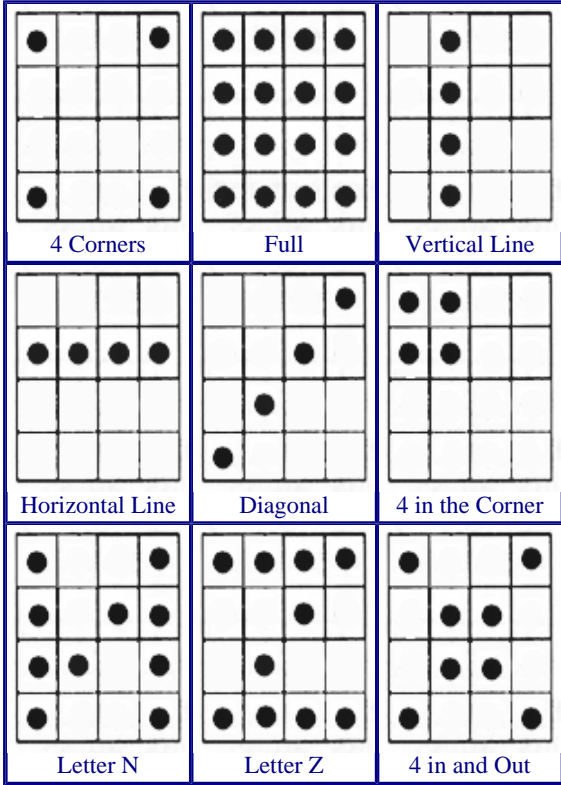
### **Printing Loteria Cards**

**Rules to play Lotería (Mexican Bingo)**

The traditional Lotería is a game of chance, words and images. A deck of 36 or 54 cards and 10 playing boards make a Lotería game set. **Lotería workshop** lets you create unlimited cards and playing boards.

Lotería can be played with 3 players: the announcer who calls the cards, names and riddles, verses or poems, while the other players mark their playing boards with beans or any small object. The first player completing the game will shout: Lotería! or Buenas!

**Game Samples:**



**Popular rules are:**

- Full
- 4 Corners
- 4 Inside
- Horizontal Line
- Diagonal Line
- 4 inside and 4 corners
- Letter Z
- Letter N
- 4 by the corner
- Doubles

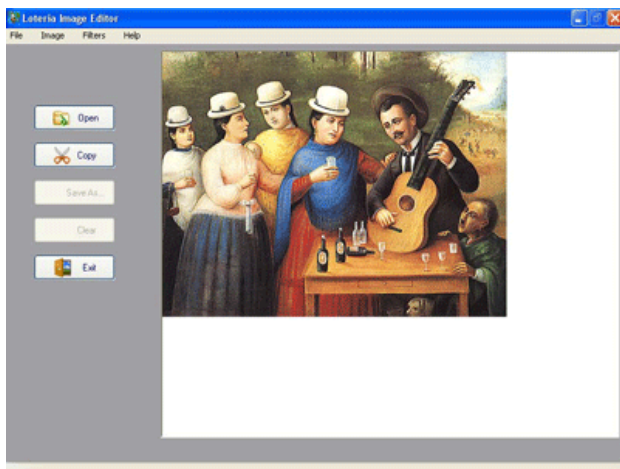
**To play Doubles** it's necessary to make a custom playing board with 2 images of the same character in the center of the playing board.



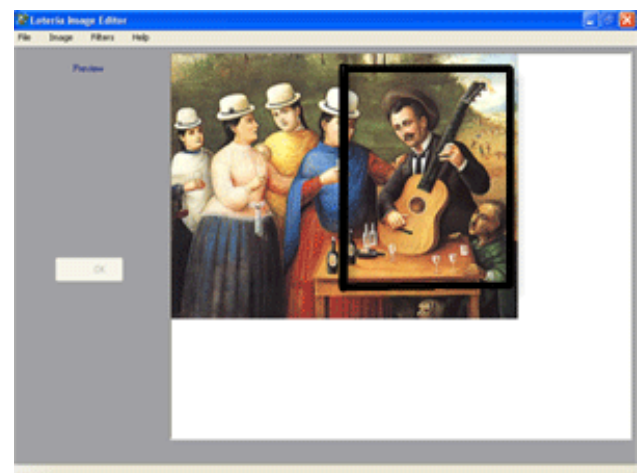
# Making Loteria Cards



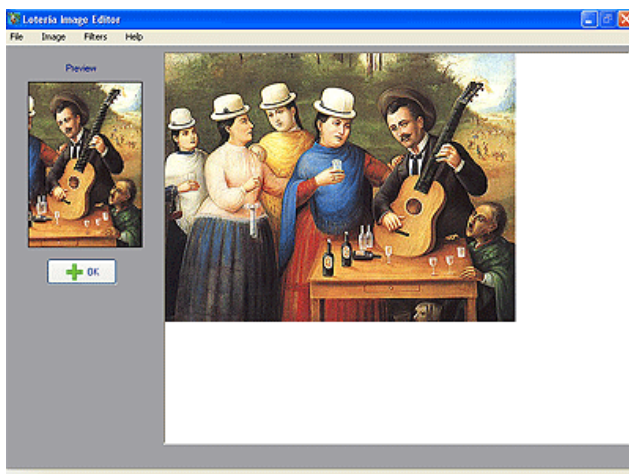
1. Open a picture or image with Loteria Image Editor



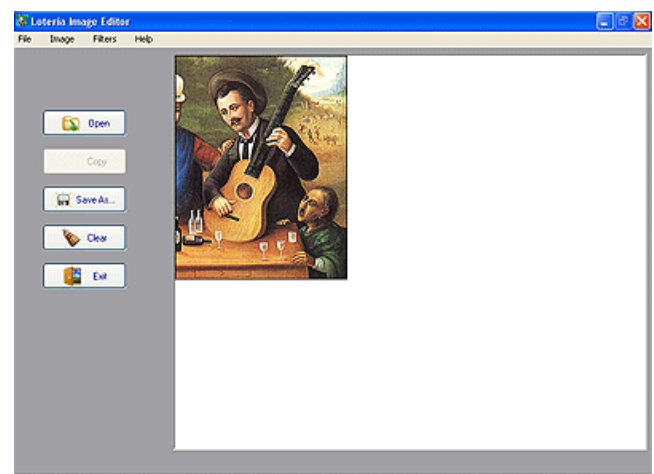
2. Click COPY and Select the area in the image to be used as a loteria card



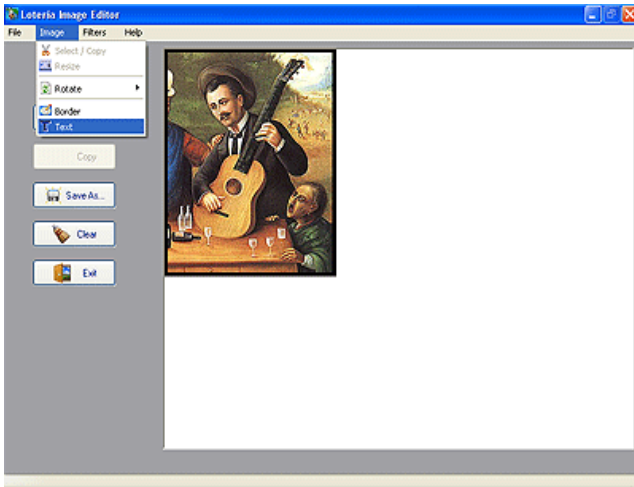
3. Click OK



4. Your selection will appear in the main editor



5. From the IMAGE menu add a Border



6. Add Text



7. Save your Image.



Your Image is ready to be use with Loteria Workshop

## Add Text



1. From the image menu select Text
2. Enter your text in the text box
3. Click on FONT select the font, color size and style then click OK
4. Press the mouse right button drag your text to the desire location release the mouse right button.
5. Repeat step 2, 3 and 4 for additional text or numbers
6. Click OK when done

*Note: The clear button will undo the Text*

## Add Border

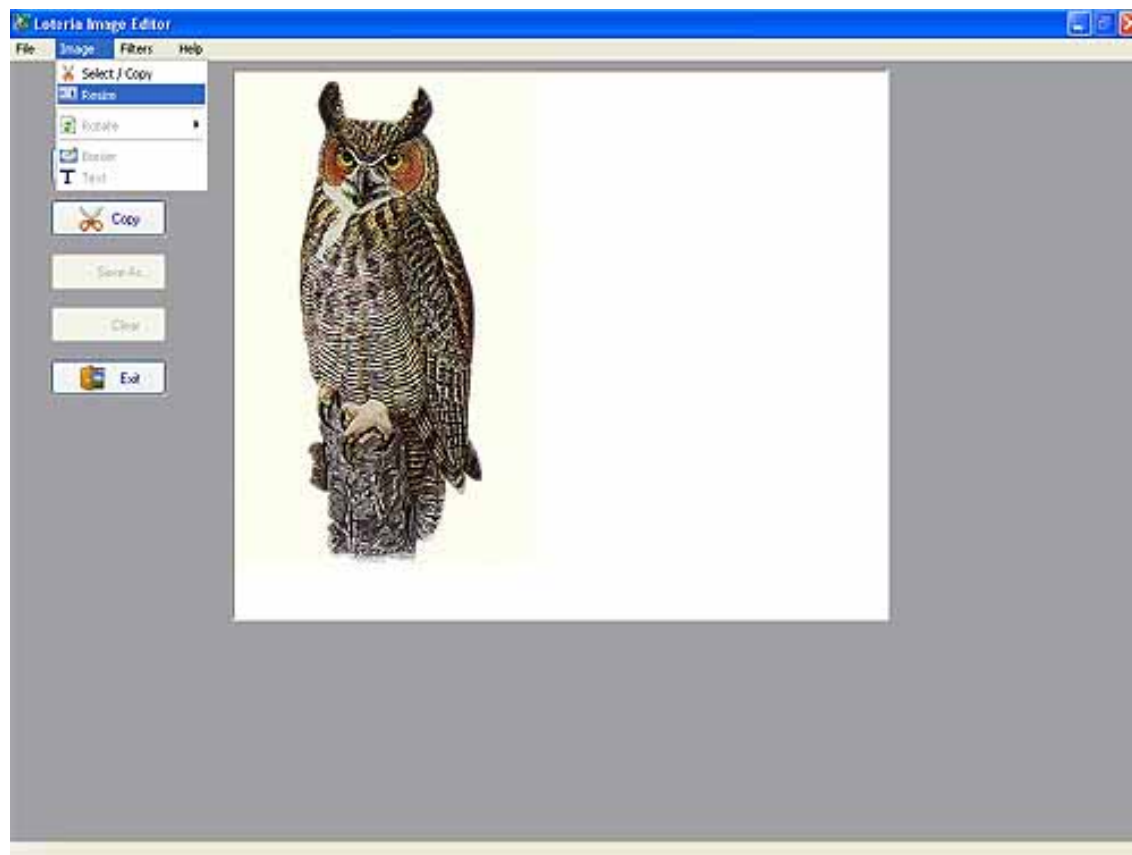
1. From the image menu select Border



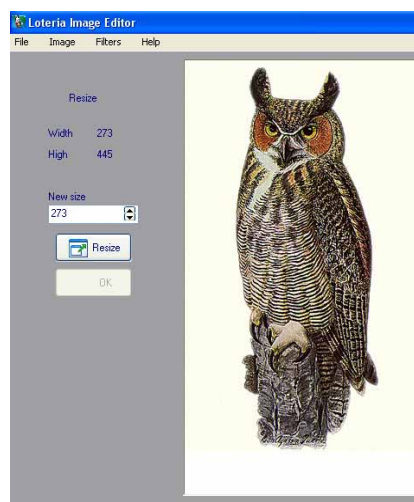
2. Enter the border thickness
3. Select Border Color
4. Click Apply Border
5. Click OK when done

## Resize Image

1. From the image menu select RESIZE



2. Enter new width, High will be proportional to the width



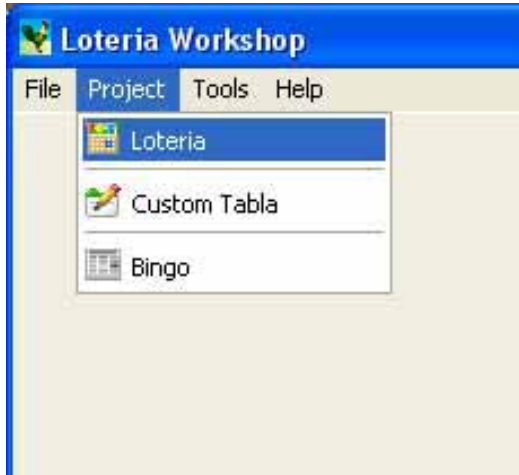
3. Click Resize

4. Click OK when done

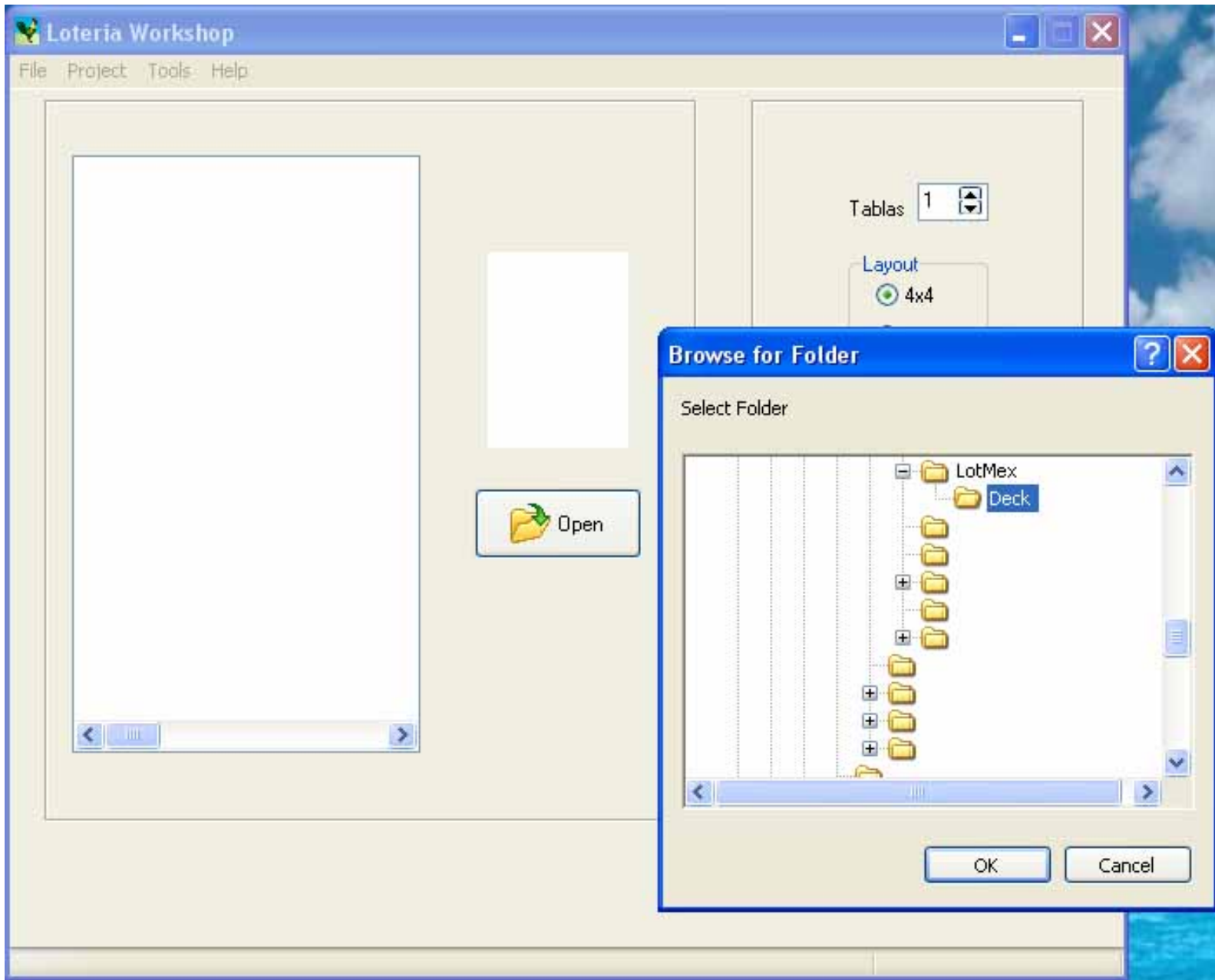


# Printing Loteria Playing boards and Cards

1. From the main menu select Project > Loteria

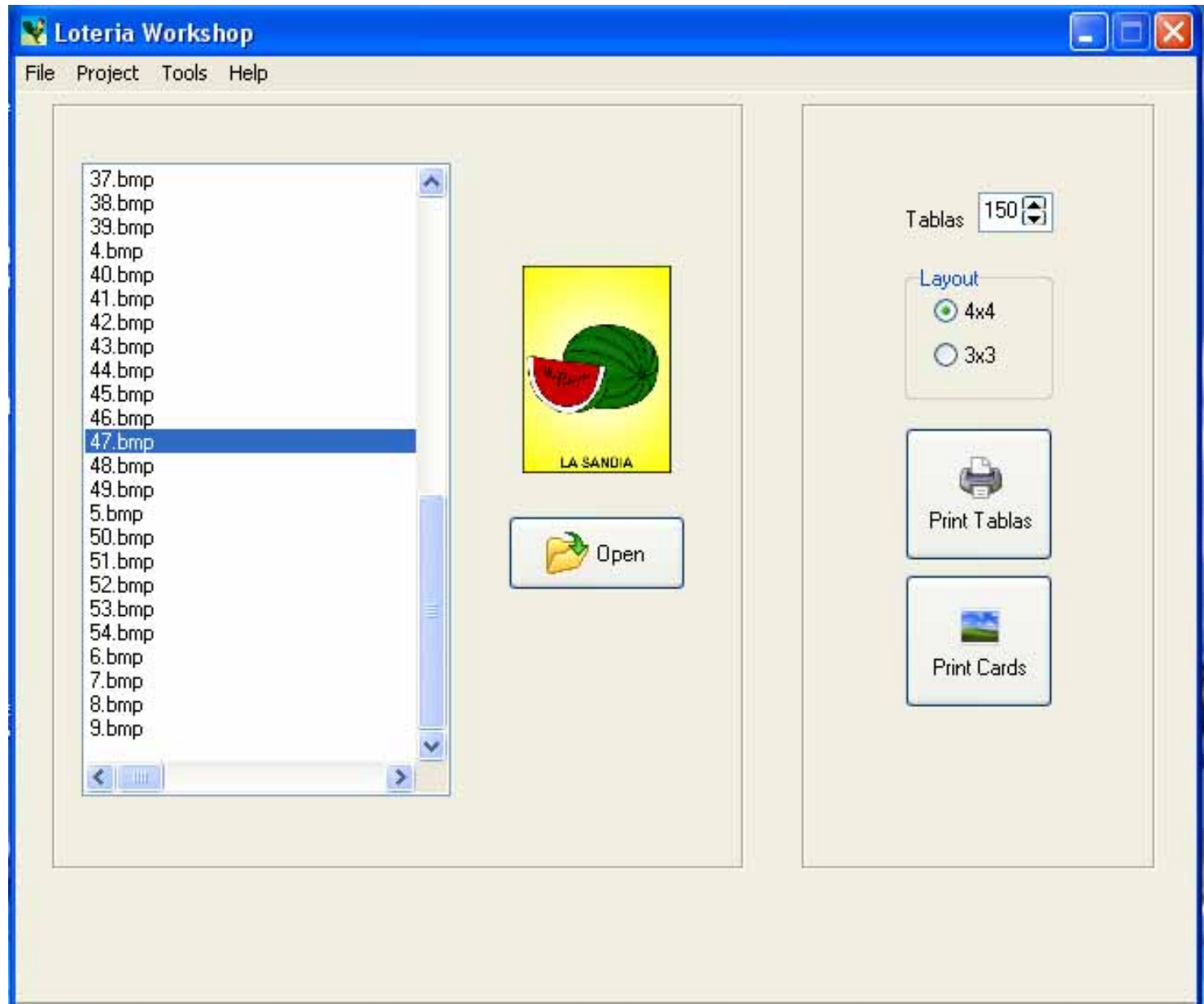


2. Click OPEN, browse to the folder where loteria workshop ready images are store click OK



3. Select the playing boards Layout

4. Enter the number of playing boards (Tablas) to print



5. Click on PRINT TABLAS

6. On the preview window click the printer icon

7. To print the loteria cards click on PRINT CARDS